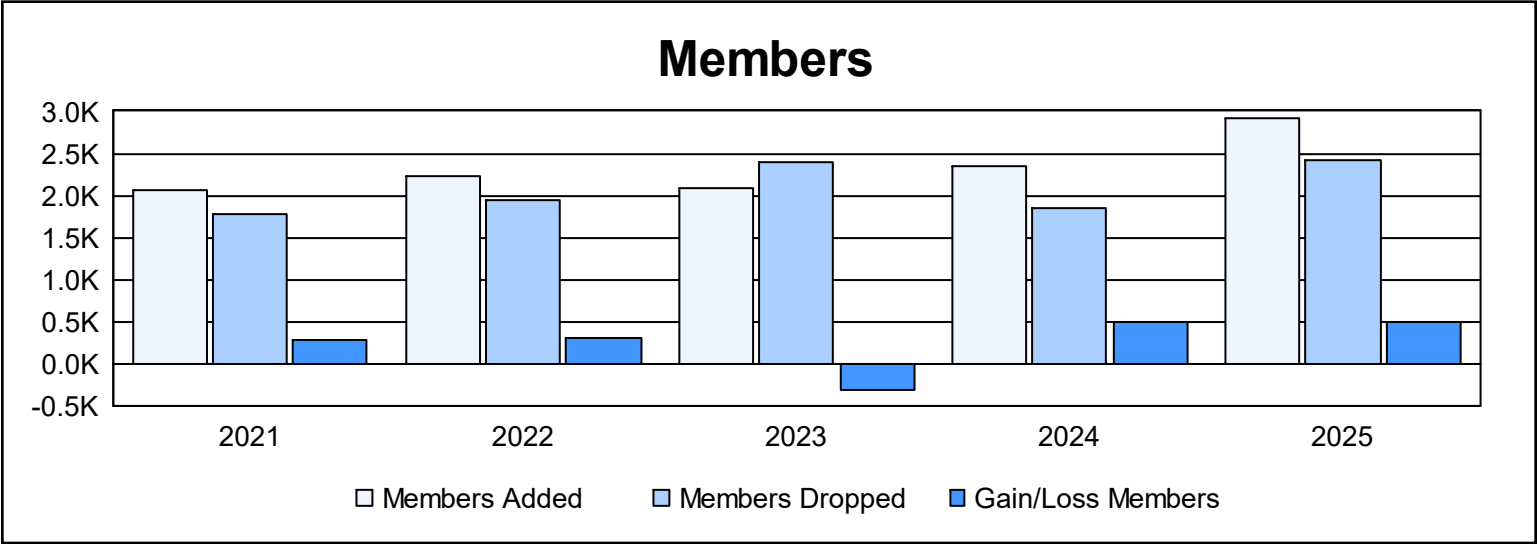
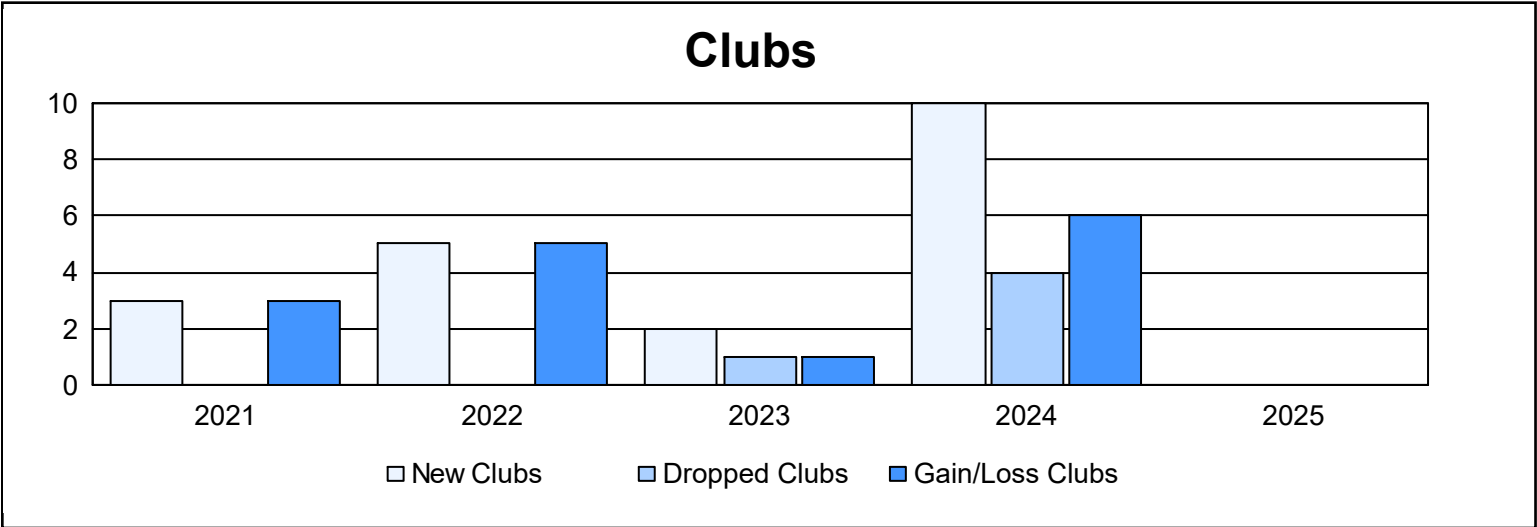
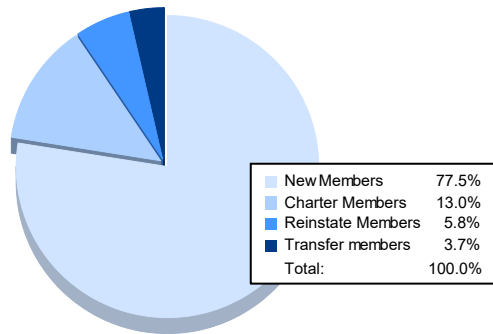


Year	New Clubs	Dropped Clubs	Gain/ Loss Clubs	New Members	Charter Members	Reinstate Members	Transfer Members	Total Member Added	Total Members Dropped	Gain/ Loss Members
2020-2021	3	0	3	1,668	131	190	71	2,060	1,779	281
2021-2022	5	0	5	1,842	169	167	60	2,238	1,941	297
2022-2023	2	1	1	1,705	91	180	97	2,073	2,396	-323
2023-2024	10	4	6	1,685	428	127	101	2,341	1,857	484
2024-2025				2,261	380	169	108	2,918	2,417	501
Average	5	1	4	1,832	240	167	87	2,326	2,078	248



Membership Composition June 2025 Cumulative



Gender Composition June 2025 Cumulative

